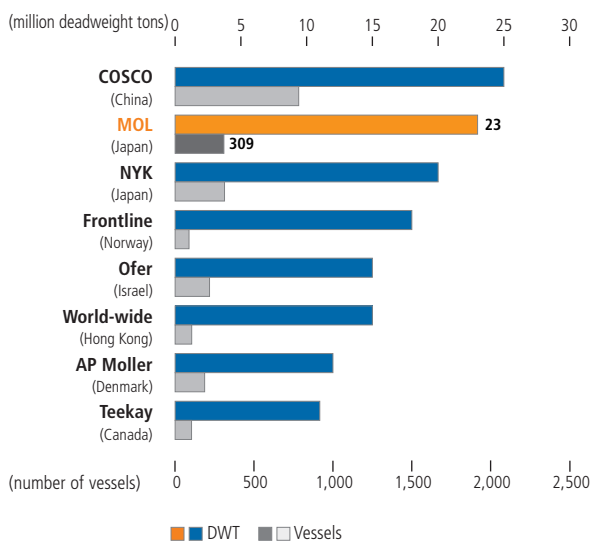


**MOL** operates a large and balanced ocean-going fleet. In terms of its total fleet size and presence in individual market categories, **MOL** ranks among the world's largest shipping companies.

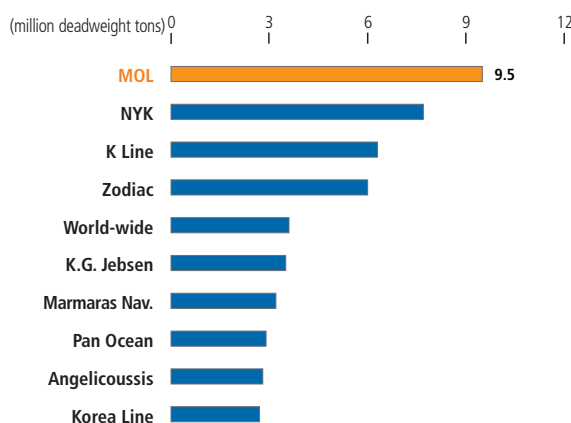
### World's Major Carriers (All Vessel Types)

\*Consolidated; chartered vessels excluded



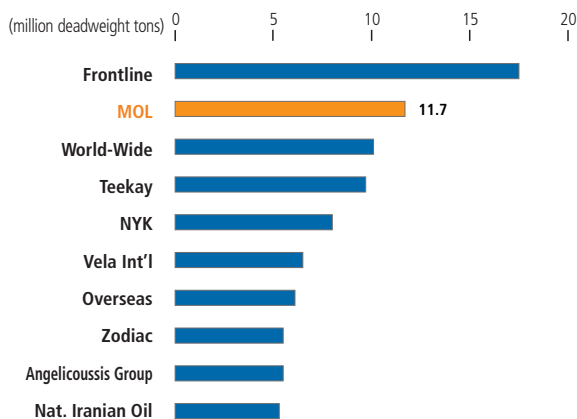
Source: Lloyds Register Fairplay  
As of January 2004

### Bulk carriers



Source: Clarkson Bulkcarrier Register 2004  
As of January 2004

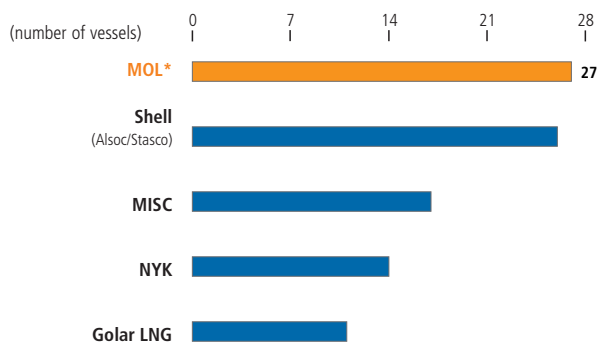
### Tankers



Source: Clarkson Tanker Register 2004  
As of January 2004

### LNG carriers

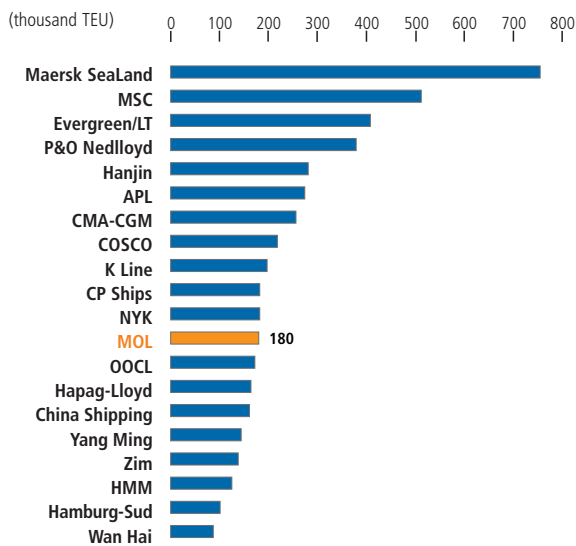
Fleet under management or majority of ownership



Source: Barry Rogliano Salles, etc.  
As of December 31, 2003

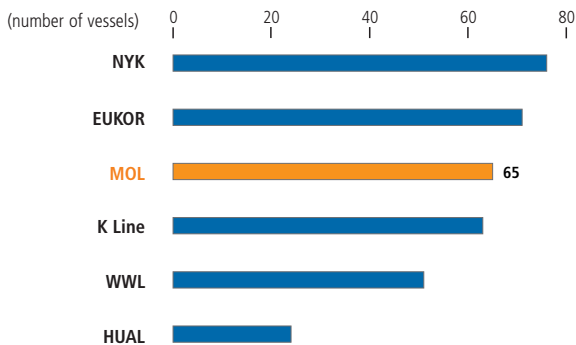
\* MOL participates in the ownership and/or operation of 58 of the approximately 223 LNG carriers worldwide that are either operating or planned.

### Containerships



Source: MDS Transmodal "Containership Databank," February 2004  
As of February 2004

### Car carriers



Source: MOL internal calculation based on Fearnley's July 2003 and HESNES's December 2003 data

### MOL Fleet Composition (Consolidated)

Fleet	Containerships	<b>72</b> (3,034)	
	Car Carriers	<b>83</b> (1,195)	
	Bulk Carriers	<b>210</b> (20,627)	
	Wood Chip Carriers	<b>34</b> (1,574)	
	Crude Oil Tankers	<b>34</b> (8,622)	
	Chemical/Products Tankers	<b>78</b> (2,464)	
	LPG Carriers	<b>7</b> (233)	
	LNG Carriers	<b>33</b> (2,216)	
	Others (Ferries and Others)	<b>79</b> (570)	
	<b>Total</b>	<b>630</b> (40,535)	

Figures in parentheses show 1,000 deadweight tons.  
Spot chartered vessels included.

As of March 31, 2004

Note: Figures in the six tables do not match data in MOL Fleet Composition due to discrepancies between the calculation methods of external organizations and MOL.