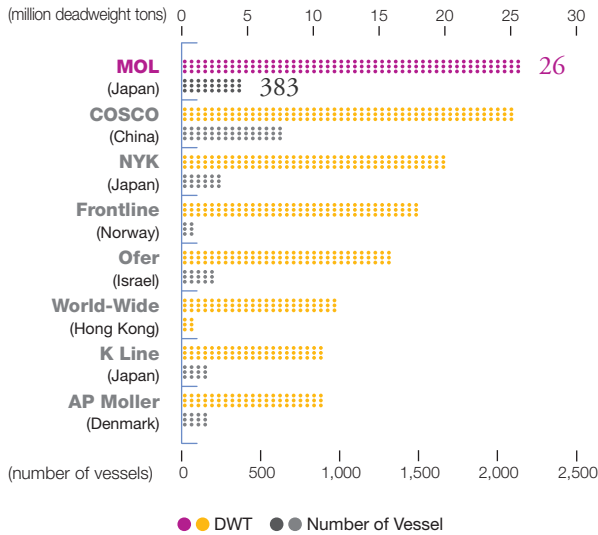


MOL IN THE INDUSTRY

MOL operates a large and balanced oceangoing fleet. In terms of its total fleet size and presence in individual market categories, **MOL** ranks among the world's largest shipping companies.

WORLD'S MAJOR CARRIERS (ALL VESSEL TYPES)

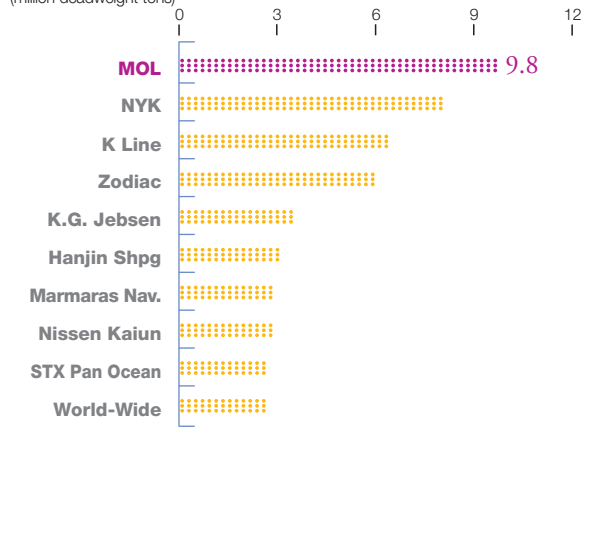
*Consolidated; chartered vessels excluded



Source: Lloyds Register Fairplay, Clarkson
As of January 2005

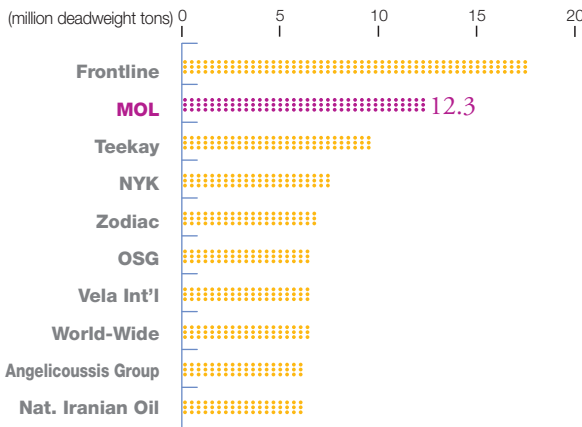
BULK CARRIERS

(million deadweight tons)



Source: Clarkson Bulkcarrier Register 2004
As of January 2005

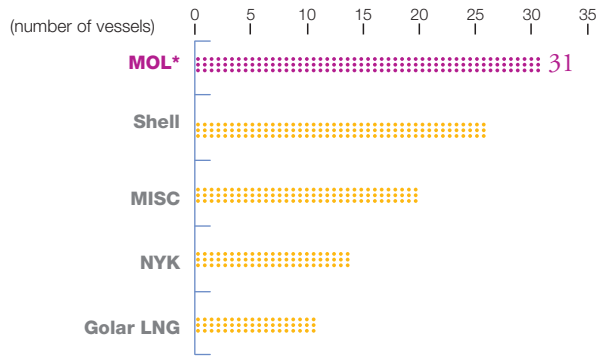
TANKERS



Source: Clarkson Tanker Register 2005
As of January 2005

LNG CARRIERS

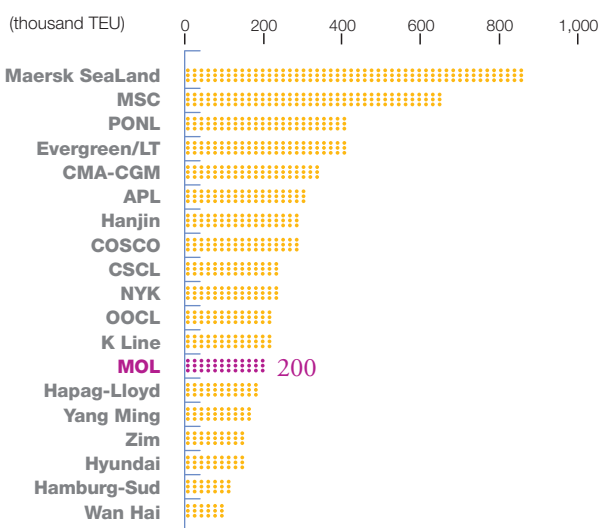
Fleet under management or majority of ownership



Source: Barry Rogliano Salles, etc.
As of April 2005

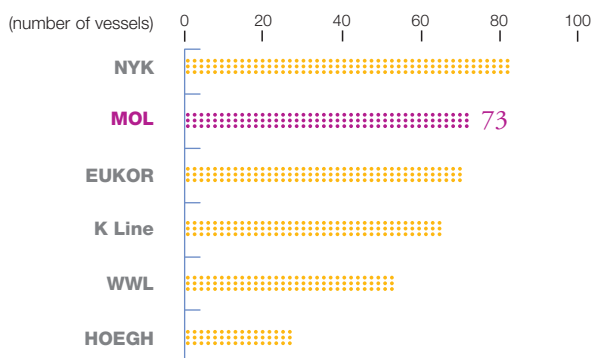
* Participation in the projects operating 63 vessels of the total about 280 in the world including the ones to be delivered by the early of 2009.

CONTAINERSHIPS












Source: MDS Transmodal "Containership Databank," April 2005
As of April 2005

CAR CARRIERS



Source: MOL internal calculation based on HESNES's December 2004 data, etc.
As of April 2005

MOL FLEET COMPOSITION (CONSOLIDATED)

Fleet	Containerships		78 vessels (3,251)
	Car Carriers		84 (1,232)
	Bulk Carriers		237 (20,661)
	Wood Chip Carriers		36 (1,663)
	Crude Oil Tankers		36 (8,879)
	Chemical/Products Tankers		94 (3,123)
	LPG Carriers		7 (233)
	LNG Carriers		34 (2,287)
	Others (Ferries and Others)		40 (158)
	Total		646 vessels (41,487)

Figures in parentheses show 1,000 deadweight tons.
Spot chartered vessels included.

As of March 31, 2005

Note: Figures in the six tables do not match data in MOL Fleet Composition due to discrepancies between the calculation methods of external organizations and MOL.