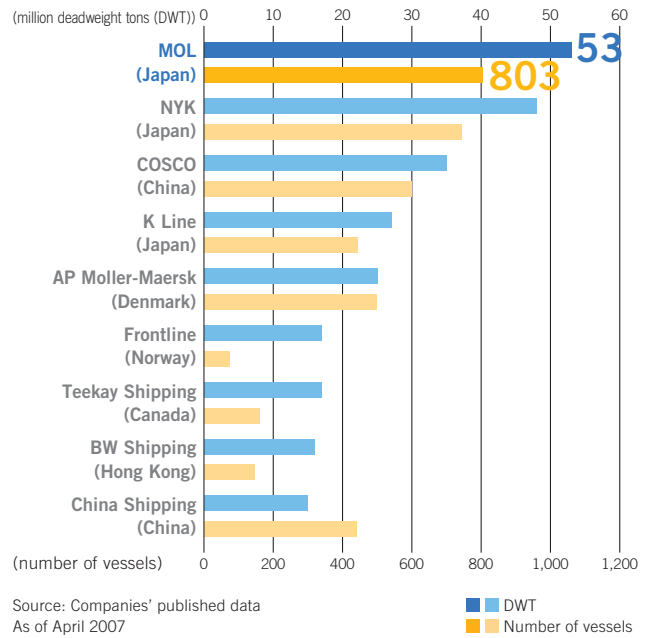


MOL in the Industry

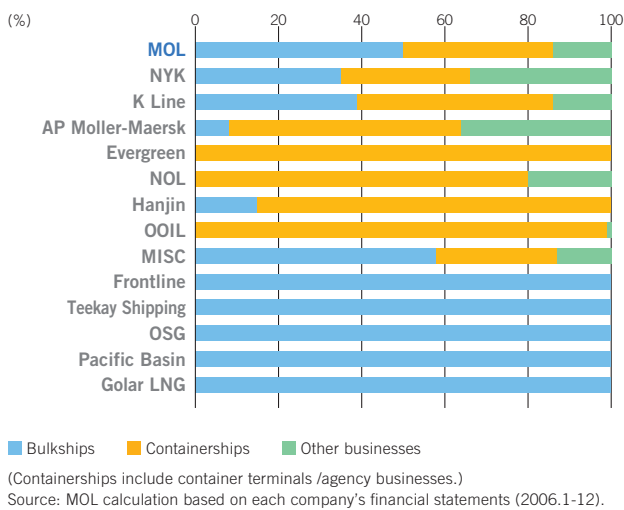
MOL operates a large and balanced oceangoing fleet.

In terms of its total fleet size and presence in individual market categories, MOL ranks among the world's largest shipping companies.

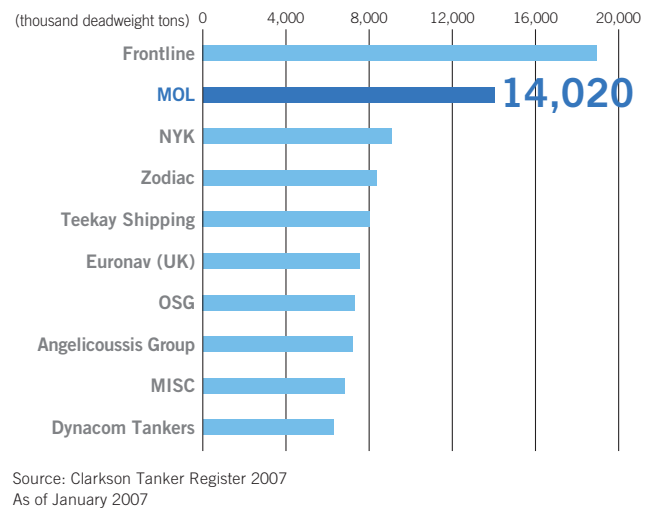
World Major Carriers' Fleets (All Vessel Types)



World Major Carriers' Revenue Portfolio by Segments



Tankers



MOL Fleet Composition FY2006 (Consolidated)

Dry bulkers

Bulk carriers Wood chip carriers Heavy lifters



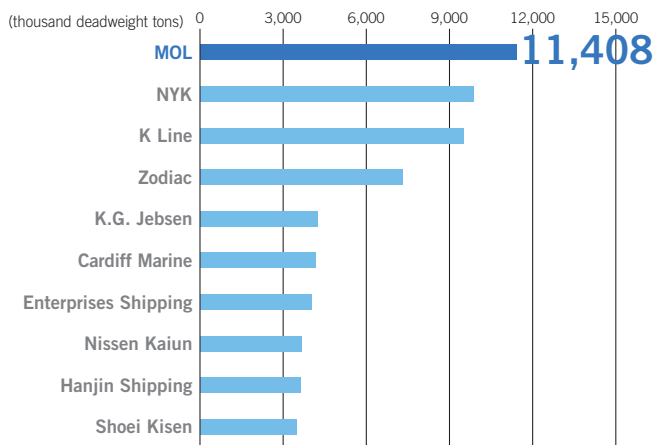
Tankers

Crude oil tankers Chemical/Product tankers



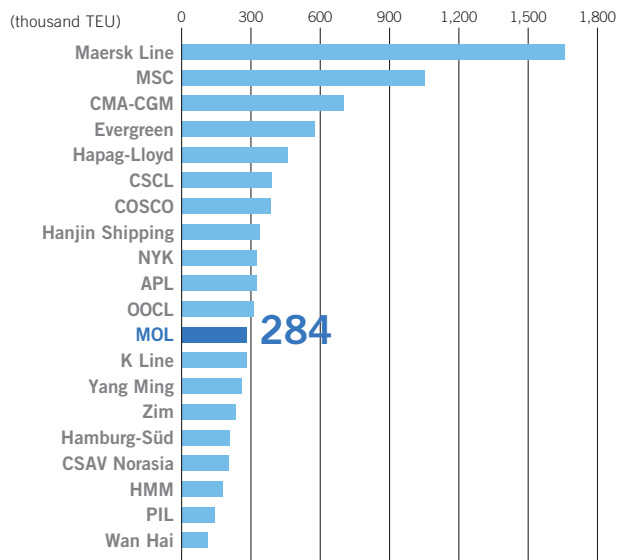
Vessels	289 (256)	38 (36)	9 (7)	40 (40)	115 (99)
Thousand deadweight tons	26,239 (22,605)	1,780 (1,671)	138 (114)	10,796 (10,557)	3,988 (3,308)

Dry Bulkers



Source: Clarkson Bulkcarrier Register 2007
As of January 2007

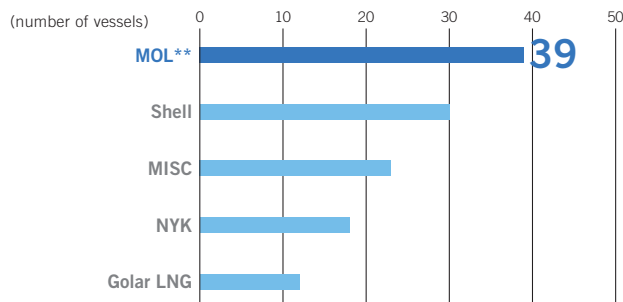
Containerships by TEU Capacity



Source: MDS Transmodal "Containership Databank," April 2007
As of April 2007

LNG Carriers

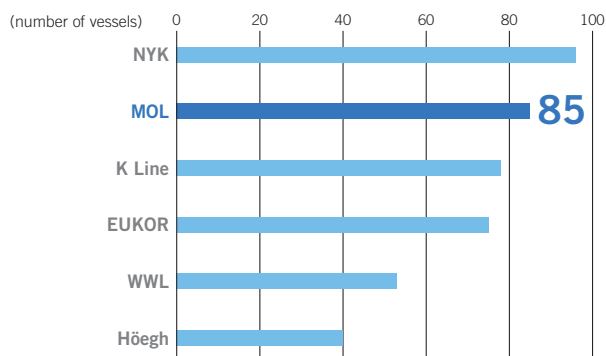
Fleet under management or majority of ownership



Source: MOL
As of April 2007

** Participation in projects operating 80 vessels of the total 344 in the world including those to be delivered by early 2010

Car Carriers



Source: MOL internal calculation
As of April 2007

Figures in parentheses show FY2005 results. Including spot-chartered ships and those owned by joint ventures. As of March 31, 2007

LNG carriers

Car carriers

Containerships

Others (Ferries and Others)

LPG carriers



7 (6)



58 (54)



94 (93)



109 (94)



44 (43)

Note: Figures in the graphs of the five vessel types do not match data in MOL Fleet Composition due to discrepancies between the calculation methods of external organizations and MOL, and other reasons.

Total

803 (728)

287 (227)

4,129 (3,737)

1,425 (1,377)

4,376 (3,944)

170 (165)

53,329 (47,705)