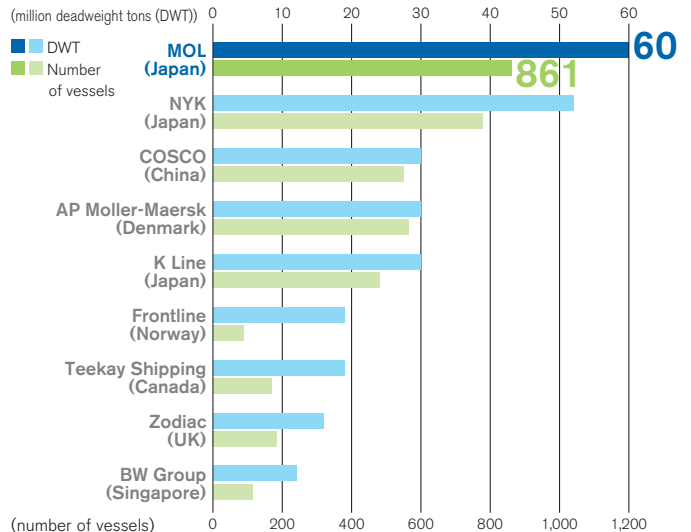


# MOL in the Industry

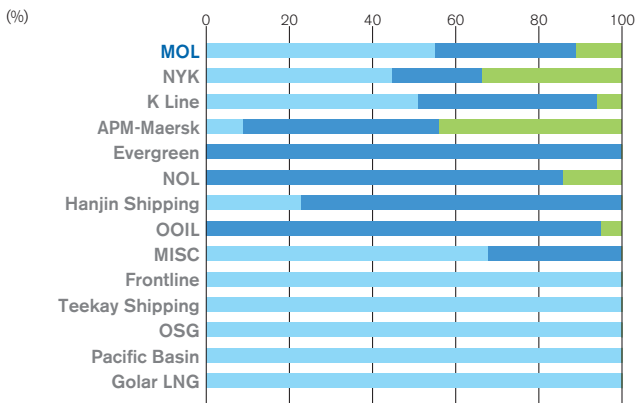
MOL operates a large and balanced oceangoing fleet. In terms of its total fleet size and presence in individual market categories, MOL ranks among the world's largest shipping companies.

## WORLD MAJOR CARRIERS' FLEETS (ALL VESSEL TYPES)



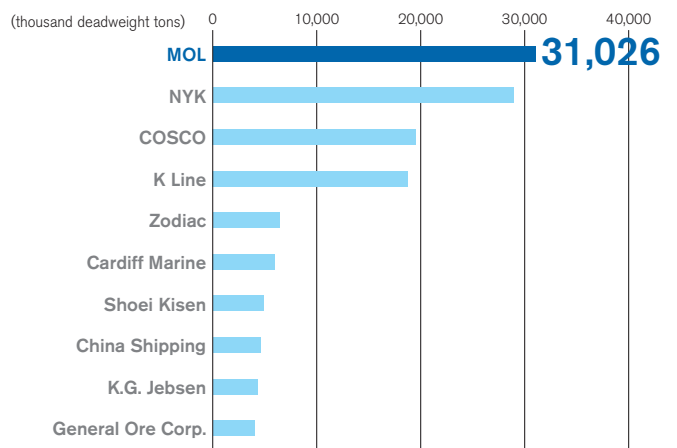
Source: Companies' published data, Clarkson Bulk Carrier Register 2009, etc. As of April 2009

## WORLD MAJOR CARRIERS' REVENUE PORTFOLIO BY SEGMENTS



Legend: Bulkships (light blue), Containerships (dark blue), Other businesses (green). (Containerships include container terminals/agency businesses.) Source: MOL calculations based on each company's financial statement (2008.1-12)

## DRY BULKERS



Source: Companies' published data, Clarkson Bulk Carrier Register 2009, etc. As of April 2009

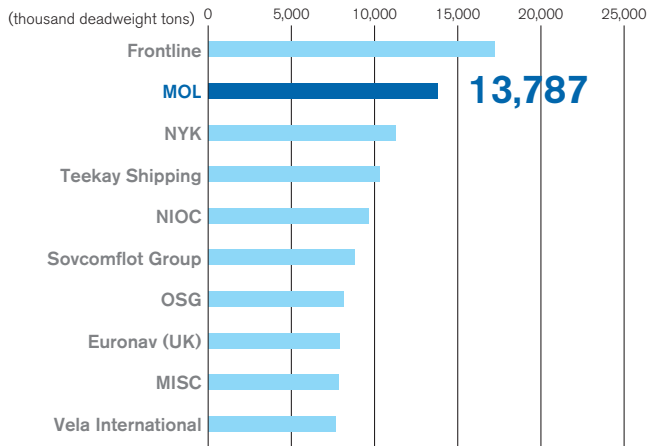
## MOL Fleet Composition FY2008

Notes:  
 1. Figures are as of March 31, 2009; numbers in parentheses are as of March 31, 2008, including spot-chartered ships and those owned by joint ventures.  
 2. The figures in the graphs above for the five different types of vessel do not match MOL Fleet Composition data due to discrepancies between the calculation methods of external organizations and MOL, and other reasons.

	Dry bulkers			Tankers	
	Bulk carriers	Wood chip carriers	Heavy lifters	Crude oil tankers	Chemical/Product tankers
Vessels	300 (309)	48 (46)	8 (9)	42 (41)	127 (115)
Thousand deadweight tons	28,626 (27,997)	2,368 (2,199)	120 (138)	10,955 (10,981)	4,694 (4,054)

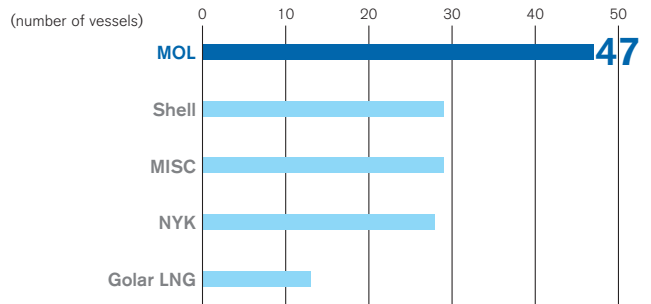


## TANKERS



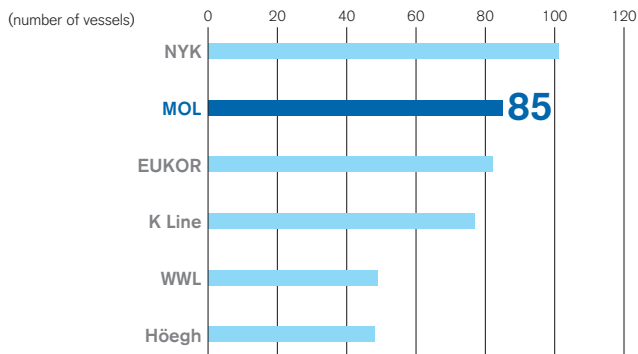
Source: Clarkson Research Services Spring 2009  
As of March 2009

## LNG CARRIERS



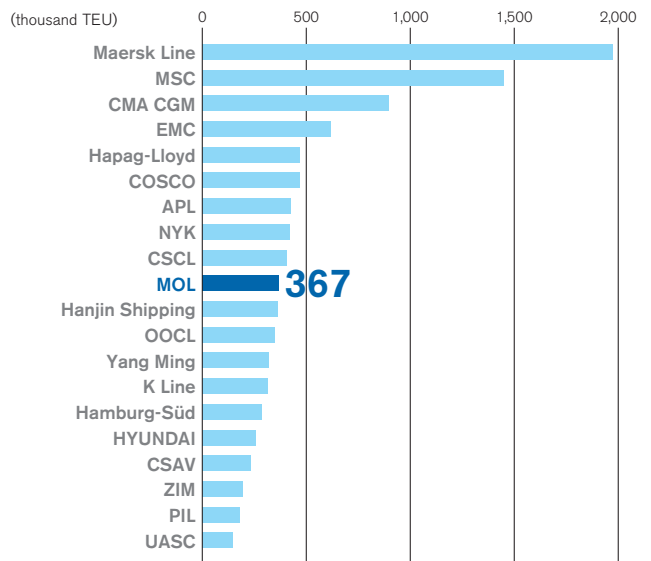
The above number shows the LNG vessels managed or more than 50% owned by each company  
Source: MOL  
As of April 2009

## CAR CARRIERS



Source: MOL internal calculation  
As of April 2009

## CONTAINERSHIPS BY TEU CAPACITY



Source: MDS Transmodal "Containership Databank," April 2009  
As of April 2009

### LNG carriers

### Car carriers

### Containerships

### Others (Ferries and Others)

LPG carriers



**9** (10)



**72** (60)



**89** (103)



**115** (130)



**51** (51)

Total

**861** (874)

**389** (439)

**5,451** (4,193)

**1,434** (1,574)

**5,418** (5,503)

**188** (187)

**59,643** (57,265)